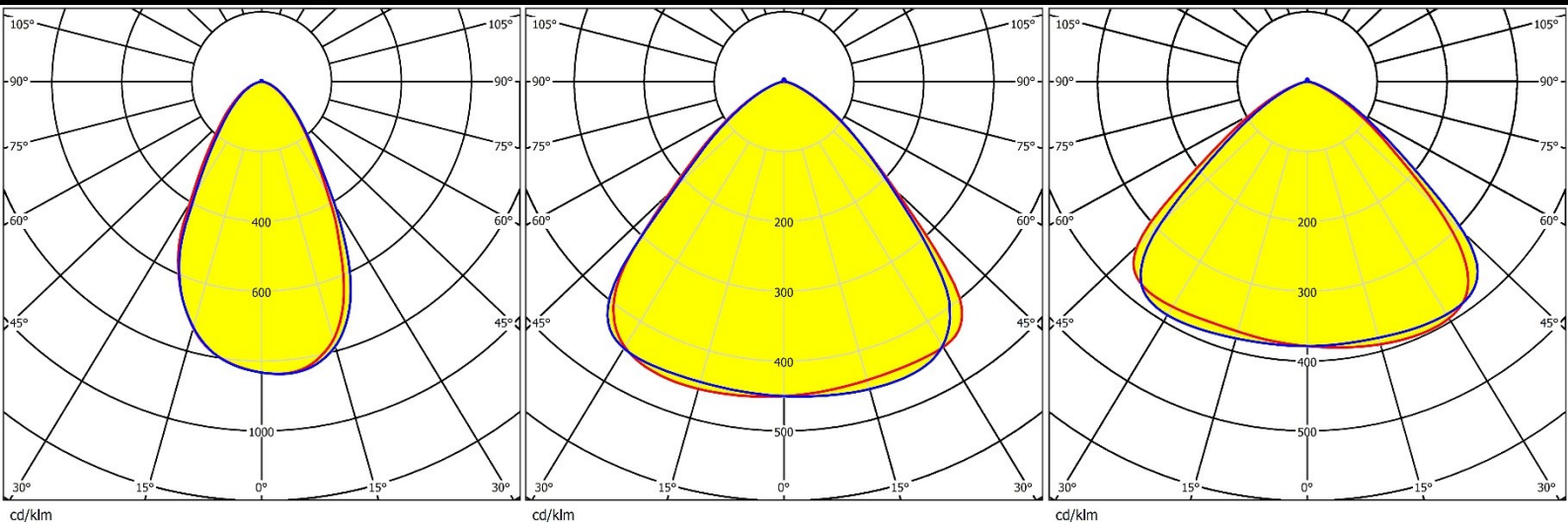



Data Sheet

HH-506-9-xx-PH3030



深圳市汉辉光电有限公司

Shenzhen Hanhui Photoelectricity Co., Ltd

地址：深圳市宝安区石岩街道水田社区石龙仔路71号1栋
ADD: Building 1, No. 71, Shilongzai Road, Shuitian Community,
Shiyan Street, Bao'an District, Shenzhen, China

TEL: 86-755-29232420 FAX: 86-755-83723765

http://www.szhanhui.com http://linsen4880.1688.com



Data Sheet

catalogue

General Information	P.1
Optical Specifications	P.2-4
Mechanical Specifications	P.5
Package Specifications	P.6

*Product Nomenclature

HH-506-9-xx-PH3030

H1 H2 H3 H4 H5 H6

H1: The company's initials in Pinyin (Han Hui)

H2: Mold number

H3: Lens quantity

H4: Lens angle/type (ex: 60、90、T2M、T3M)

H5: LED type (ex: CREE-CR、SAMSUNG-SS、PHILIPS-PH.....)

H6: LED size (ex:2835、3030、3535、.....)



HH-506-9-xx-PH3030

General Information

v1.0_20230224

◆ Features & Typical Applications

- Available with 3 beam angles
- High efficiency
- optimized Uniformity
- Lens without Holder
- High Bay Light

◆ Material Information

Lens Material: PC 1225Z

Operating Temperature range $-40^{\circ}\text{C} \sim +110^{\circ}\text{C}$ (upper limit $+120^{\circ}\text{C}$).

Storage Temperature range $-40^{\circ}\text{C} \sim +110^{\circ}\text{C}$ (upper limit $+120^{\circ}\text{C}$).

*Average transmittance in visible spectrum $400\text{nm} \sim 700\text{nm} > 90\%$.

◆ Usage and Maintenance


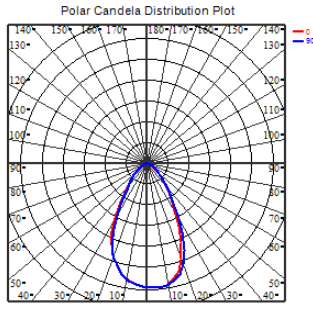
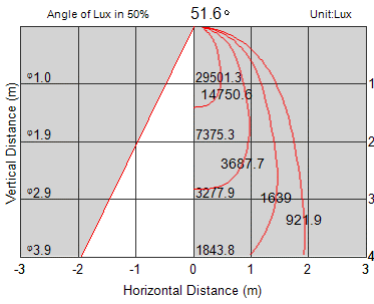
1. If necessary, clean lenses with mild soap, water and soft cloth.
2. Never use any commercial cleaning solvents on lenses, like alcohol.
3. Please handle or install lenses with wearing gloves, skin oils may damage lens or its optical characteristic.



HH-506-9-xx-PH3030

Optical Specifications

v1.0_20230224


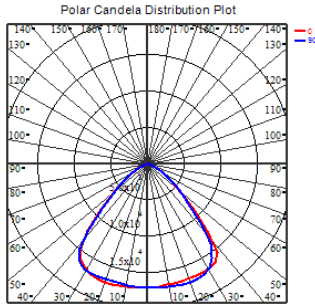
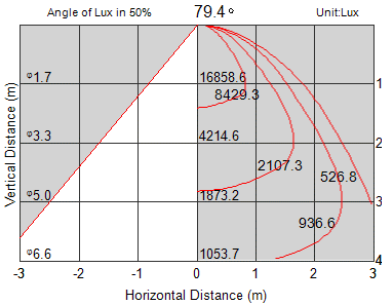
Part Number	FWHM	Field Angle*	cd/lm	IES File						
HH-506-9-60-PH3030	59°	109°	0.85	Download						
										
Beam Pattern	Candela Distribution	Illuminance Distribution								
UGR Data										
<u>UGR Table - Corrected</u>										
Reflectances										
Ceiling Cavity	70	70	50	50	30	70	70	50	50	30
Walls	50	30	50	30	30	50	30	50	30	30
Floor Cavity	20	20	20	20	20	20	20	20	20	20
Room Size										
X=2H Y=2H	UGR Viewed Crosswise				UGR Viewed Endwise					
3H	23.2	24.5	23.6	24.8	25.1	23.3	24.5	23.7	24.8	25.2
4H	24.2	25.3	24.6	25.6	26.0	24.4	25.5	24.8	25.8	26.2
6H	24.4	25.4	24.8	25.8	26.2	24.7	25.8	25.1	26.1	26.5
8H	24.5	25.4	24.9	25.8	26.2	25.0	25.9	25.4	26.3	26.7
12H	24.4	25.3	24.9	25.7	26.2	25.0	25.9	25.5	26.3	26.8
4H	24.4	25.3	24.8	25.7	26.1	25.0	25.9	25.5	26.3	26.8
2H	23.5	24.6	24.0	24.9	25.4	23.6	24.6	24.0	25.0	25.4
3H	24.7	25.5	25.1	25.9	26.4	24.9	25.7	25.3	26.2	26.6
4H	25.0	25.7	25.4	26.2	26.6	25.3	26.1	25.8	26.5	27.0
6H	25.1	25.7	25.6	26.2	26.7	25.7	26.3	26.2	26.8	27.3
8H	25.1	25.7	25.5	26.1	26.6	25.7	26.4	26.2	26.8	27.3
12H	25.0	25.6	25.5	26.1	26.6	25.8	26.3	26.3	26.8	27.3
8H	25.0	25.7	25.5	26.1	26.6	25.4	26.0	25.9	26.5	27.0
6H	25.2	25.7	25.7	26.2	26.7	25.8	26.3	26.3	26.8	27.3
8H	25.2	25.6	25.7	26.2	26.7	25.9	26.4	26.5	26.9	27.4
12H	25.2	25.6	25.7	26.1	26.7	26.0	26.4	26.5	26.9	27.5
12H	25.0	25.6	25.5	26.1	26.6	25.4	25.9	25.9	26.4	26.9
6H	25.2	25.6	25.7	26.1	26.7	25.8	26.2	26.3	26.7	27.3
8H	25.2	25.6	25.7	26.1	26.7	25.9	26.3	26.5	26.8	27.4
Maximum UGR = 27.5										



HH-506-9-xx-PH3030

Optical Specifications

v1.0_20230224


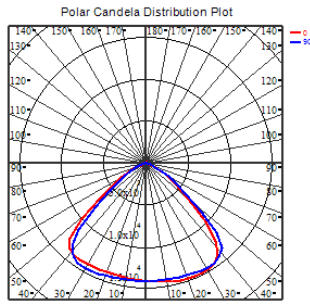
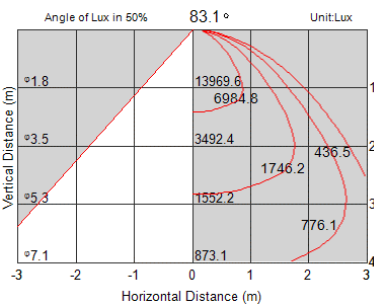
Part Number	FWHM	Field Angle*	cd/lm	IES File
HH-506-9-90-PH3030	88°	127°	0.46	Download
				
Beam Pattern	Candela Distribution	Illuminance Distribution		
UGR Data				
UGR Table - Corrected				
Reflectances				
Ceiling Cavity	70	70	50	50
Walls	50	30	50	30
Floor Cavity	20	20	20	20
Room Size	UGR Viewed Crosswise			
X=2H Y=2H	24.4	25.7	24.8	26.1
3H	24.9	26.1	25.3	26.4
4H	25.0	26.1	25.4	26.5
6H	25.0	26.0	25.4	26.8
8H	24.9	25.9	25.4	26.7
12H	24.9	25.8	25.3	26.7
4H	UGR Viewed Endwise			
2H	24.6	25.7	25.0	26.5
3H	25.2	26.1	25.6	26.9
4H	25.3	26.1	25.8	27.0
6H	25.3	26.0	25.8	27.0
8H	25.3	25.9	25.8	26.9
12H	25.3	25.8	25.8	26.8
8H	UGR Viewed Endwise			
4H	25.3	25.9	25.8	26.9
6H	25.3	25.9	25.8	26.9
8H	25.3	25.8	25.8	26.8
12H	25.2	25.7	25.8	26.8
12H	UGR Viewed Endwise			
4H	25.3	25.8	25.8	26.8
6H	25.3	25.8	25.8	26.8
8H	25.3	25.7	25.8	26.8
Maximum UGR = 27.0				



HH-506-9-xx-PH3030

Optical Specifications

v1.0_20230224

Part Number	FWHM	Field Angle*	cd/lm	IES File						
HH-506-9-120-PH3030	101°	134°	0.4	Download						
										
Beam Pattern	Candela Distribution	Illuminance Distribution								
UGR Data										
UGR Table - Corrected										
Reflectances										
Ceiling Cavity	70	70	50	50	30	70	70	50	50	30
Walls	50	30	50	30	30	50	30	50	30	30
Floor Cavity	20	20	20	20	20	20	20	20	20	20
Room Size										
X=2H Y=2H	UGR Viewed Crosswise					UGR Viewed Endwise				
3H	24.9	26.4	25.3	26.7	27.0	25.5	26.9	25.9	27.2	27.6
4H	25.4	26.7	25.8	27.0	27.4	26.0	27.3	26.4	27.6	28.0
6H	25.5	26.7	25.9	27.0	27.4	26.1	27.3	26.5	27.7	28.1
8H	25.5	26.5	25.9	26.9	27.4	26.1	27.2	26.6	27.6	28.0
12H	25.4	26.5	25.9	26.9	27.3	26.1	27.2	26.6	27.6	28.0
12H	25.4	26.4	25.8	26.8	27.2	26.1	27.1	26.6	27.5	27.9
4H 2H	25.1	26.3	25.5	26.7	27.1	25.7	26.8	26.1	27.2	27.6
4H 3H	25.7	26.7	26.2	27.1	27.5	26.3	27.3	26.7	27.7	28.1
4H 4H	25.8	26.7	26.3	27.1	27.6	26.4	27.3	26.9	27.7	28.2
4H 6H	25.8	26.6	26.3	27.0	27.5	26.5	27.3	27.0	27.7	28.2
4H 8H	25.8	26.5	26.3	27.0	27.4	26.5	27.2	27.0	27.7	28.2
4H 12H	25.8	26.4	26.3	26.9	27.4	26.5	27.1	27.0	27.6	28.1
8H 4H	25.8	26.5	26.3	27.0	27.5	26.4	27.1	26.9	27.6	28.1
8H 6H	25.8	26.4	26.3	26.9	27.4	26.5	27.1	27.0	27.6	28.1
8H 8H	25.8	26.3	26.3	26.8	27.3	26.5	27.0	27.0	27.5	28.1
8H 12H	25.7	26.2	26.3	26.7	27.3	26.5	26.9	27.0	27.5	28.0
12H 4H	25.8	26.4	26.3	26.9	27.4	26.4	27.0	26.9	27.5	28.0
12H 6H	25.8	26.3	26.3	26.8	27.3	26.5	27.0	27.0	27.5	28.0
12H 8H	25.7	26.2	26.3	26.7	27.3	26.5	26.9	27.0	27.4	28.0
Maximum UGR = 28.2										



HH-506-9-xx-PH3030

Mechanical Specification

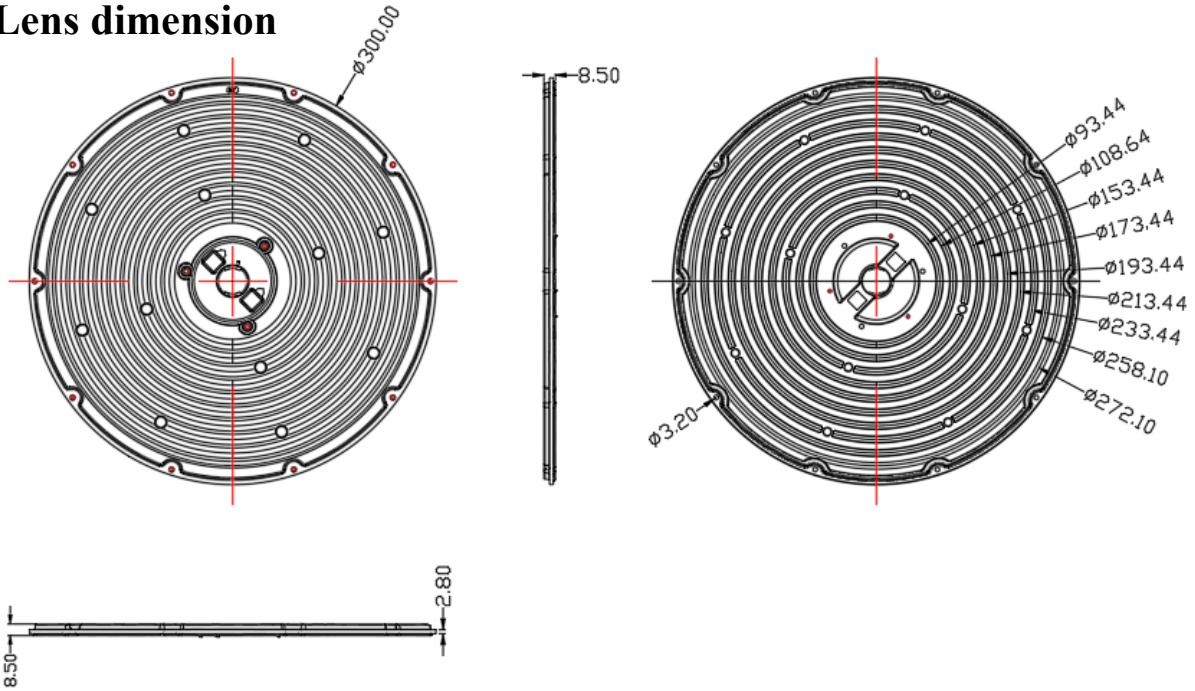
v1.0_20230224

Note: (1) All dimensions are in mm.
 (2) All measurements are $\pm 0.15\text{mm}$ unless otherwise indicated.


1. Fixing method

- Glue Screw Tape Fixing-ring Frame

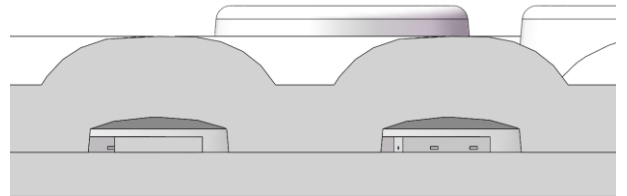
2. Lens dimension



3. Assembly instruction



4. View assembly lens with MCPCB



HH-506-9-xx-PH3030

Package Specifications

v1.0_20230224

Item	Quantity	Total	Size(L*W*H)	G.W
plastic box				
outer box				



Note:

